

Dell™ E2009W/E2209W



© 2008 Dell Inc.

Dell Inc.


: Dell Dell Inc, Microsoft, Windows Windows NT Microsoft Corporation, Adobe Adobe Systems Incorporated ENERGY STAR U.S.
Environmental Protection Agency ENERGY STAR Dell Inc. ENERGY STAR

Dell Inc.

E2009Wt,E2009Wf, E2209Wf, E2209Wc.

2008 Rev. A00


Dell™ E2009W/E2209W



Dell




| | |
|---|---|
|  | <ul style="list-style-type: none">• |
|  | <ul style="list-style-type: none">• |
|  | <ul style="list-style-type: none">• VGA |
|  | <ul style="list-style-type: none">• DVI |
| | <ul style="list-style-type: none">••• |




Dell™ E2009W/E2209W (LCD) (TFT) :

- **E2009W:**20-inch (508 mm) viewable area display.
- **E2209W:**22-inch (558.68 mm) viewable area display.
- 1680 x 1050,
-
-
-
- (OSD)
- (INF), (ICM)
- Energy Star
-




- | | |
|---|-----|
| 1 | OSD |
| 2 | (+) |
| 3 | (-) |
| 4 | |
| 5 | |



-
- 1 VESA (100 .)
(VESA)
 - 2
 - 3
 - 4
 - 5
 - 6
 - 7
-





-
-
- 1
 - 2
 - 3 DVI
 - 4 VGA
-

| E2009W | E2209W |
|-------------------|------------------|
| - TFT LCD | - TFT LCD |
| TN | TN |
| 20 (20) | 22 (22) |
| 433.44 . (17.06) | 473.76 . (18.7) |
| 270.90 . (10.67) | 296.1 . (11.7) |
| 0.258 | 0.282 |
| 160 (), 170 () | 160 (), 170 () |
| 300 CD/ () | 300 CD/ () |
| 1000 1 () | 1000 1 () |
| 3H | 3H |
| CCFL (4) | CCFL (4) |
| 5 ms | 5 ms |
| () 72%* | 72%** |

* E2009W () CIE1976 (85%) CIE1931 (72%)

** E2209W () CIE1976 (85%) CIE1931 (72%)

E2009W/E2209W

30 kHz 83 kHz ()
 56 Hz 75 Hz ()
 1680 x 1050 60 Hz
 1680 x 1050 60 Hz

| | (kHz) | (Hz) | (MHz) | (/) |
|-------------------|-------|------|-------|-----|
| VESA, 720 x 400 | 31.5 | 70.0 | 28.3 | -/+ |
| VESA, 640 x 480 | 31.5 | 60.0 | 25.2 | -/- |
| VESA, 640 x 480 | 37.5 | 75.0 | 31.5 | -/- |
| VESA, 800 x 600 | 37.9 | 60.0 | 40.0 | +/+ |
| VESA, 800 x 600 | 46.9 | 75.0 | 49.5 | +/+ |
| VESA, 1024 x 768 | 48.4 | 60.0 | 65.0 | -/- |
| VESA, 1024 x 768 | 60.0 | 75.0 | 78.8 | +/+ |
| VESA, 1152 x 864 | 67.5 | 75.0 | 108.0 | +/+ |
| VESA, 1280 x 1024 | 64.0 | 60.0 | 135.0 | +/+ |
| VESA, 1280 x 1024 | 80.0 | 75.0 | 135.0 | +/+ |
| VESA, 1680 x 1050 | 65.2 | 60.0 | 146.3 | -/+ |
| VESA, 1680 x 1050 | 64.6 | 60.0 | 119.0 | +/- |

E2009W/E2209W

RGB, 0.7 +/-5%, 75
DVI-D TMDS, 600mV, 50

, TTL, SOG (SYNC)

AC / /

100 240 VAC / 50 60 Hz \pm 3 Hz /2.0A ()

120V:40A ()
240V:80A ()

E2009W

D-subminiature 15 , ; DVI-D,

: , DVI-D, ,

: , D-Sub, 15 ,

14.96 (380.0)

18.5 (470.0)

6.24 (158.5)

12.1 (310.0)

18.5 (470.0)

2.76 (70.0)

11.34 (288.0)

10.26 (260.5)

6.24 (158.5)

14.15 (6.42)

E2209W

D-subminiature 15 , ; DVI-D,

: , DVI-D, ,

: , D-Sub, 15 ,

16.04 (407.3)

20.13 (511.2)

6.44 (163.9)

13.15 (334.0)

20.13 (511.2)

2.54 (64.5)

12.01 (305.0)

10.47 (265.9)

6.44 (163.7)

16.76 (7.62)

O

O

| | | |
|------------|--------------|--------------|
| | 10.80 (4.90) | 13.16 (5.98) |
| (VESA -) | 8.10 (3.68) | 11.92 (5.41) |
| | 2.64 (1.20) | 2.73 (1.24) |

Characteristics

| E2009W/E2209W | |
|-----------------------------|--------------------|
| Resolution | 5 35 (41 95) |
| Horizontal sync | : -20 60 (-4 140) |
| Vertical sync | : -20 60 (-4 140) |
| Refresh rate | 10% 80% () |
| Power consumption | : 5% 90% () |
| | : 5% 90% () |
| Power consumption (typical) | 3,657.6 . (12,000) |
| Power consumption (maximum) | 12,192 . (40,000) |
| Power consumption (idle) | 256.05 BTU/ () |
| Power consumption (standby) | 153.6 BTU/ () |

PC DPM™ VESA, , :

E2009W

| VESA | |
|-----------------------------|-------------------|
| Power consumption (typical) | 38 W ()/43 W () |
| Power consumption (maximum) | 2 W |
| Power consumption (idle) | 1 W |

E2209W

| VESA | |
|-----------------------------|-------------------|
| Power consumption (typical) | 40 W ()/45 W () |
| Power consumption (maximum) | 2 W |
| Power consumption (idle) | 1 W |

OSD - , :

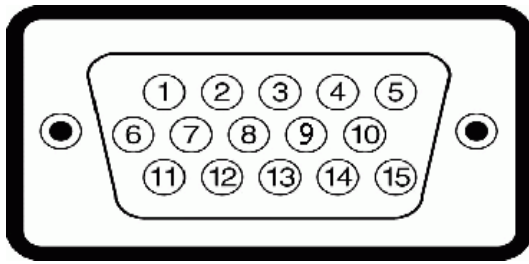
OSD .



 : ENERGY STAR® - TCO '99/TCO '03.

*

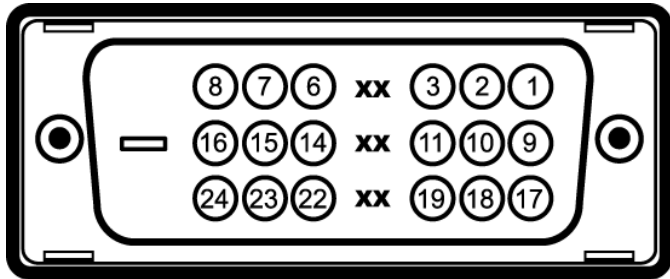
VGA



15

| | |
|----|---------|
| 1 | - |
| 2 | - |
| 3 | - |
| 4 | GND |
| 5 | |
| 6 | GND-R |
| 7 | GND-G |
| 8 | GND-B |
| 9 | DDC +5V |
| 10 | GND |
| 11 | GND |
| 12 | DDC |
| 13 | H- |
| 14 | V- |
| 15 | DDC |

DVI



24

| | |
|----|-------------|
| 1 | T.M.D.S. 2- |
| 2 | T.M.D.S. 2+ |
| 3 | T.M.D.S. 2 |
| 4 | |
| 5 | |
| 6 | DDC |
| 7 | DDC |
| 8 | |
| 9 | T.M.D.S. 1- |
| 10 | T.M.D.S. 1+ |
| 11 | T.M.D.S. 1 |
| 12 | |
| 13 | |
| 14 | +5V |
| 15 | |

16
17 T.M.D.S. 0-
18 T.M.D.S. 0+
19 T.M.D.S. 0
20
21
22 T.M.D.S.
23 T.M.D.S. +
24 T.M.D.S. -

(EDID) (DDC)

& LCD

LCD
1 5 Dell : support.dell.com



:



Dell™ E2009W/E2209W

- -
 -
 - [D](#)
 -
 - [D](#)
-



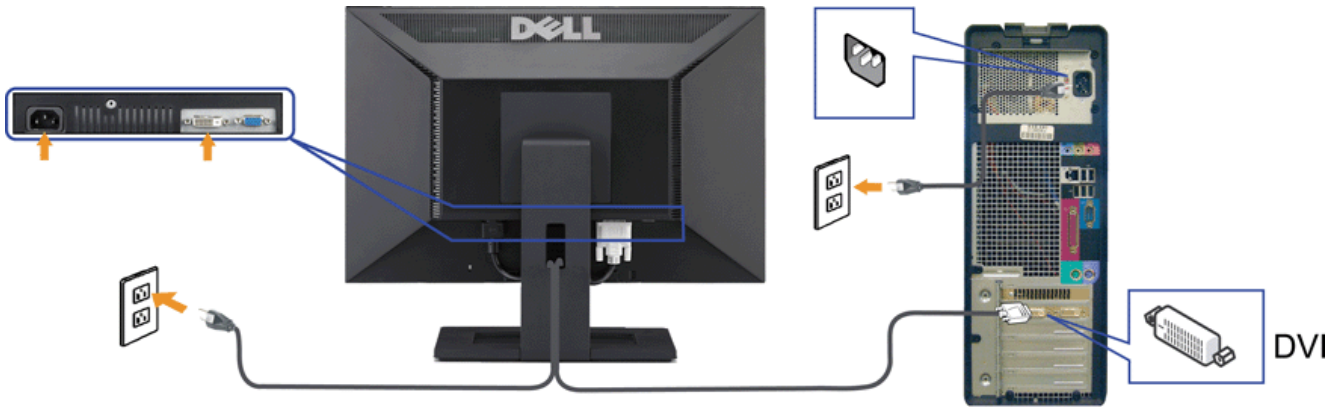
- :
- 1.
 - 2.
-



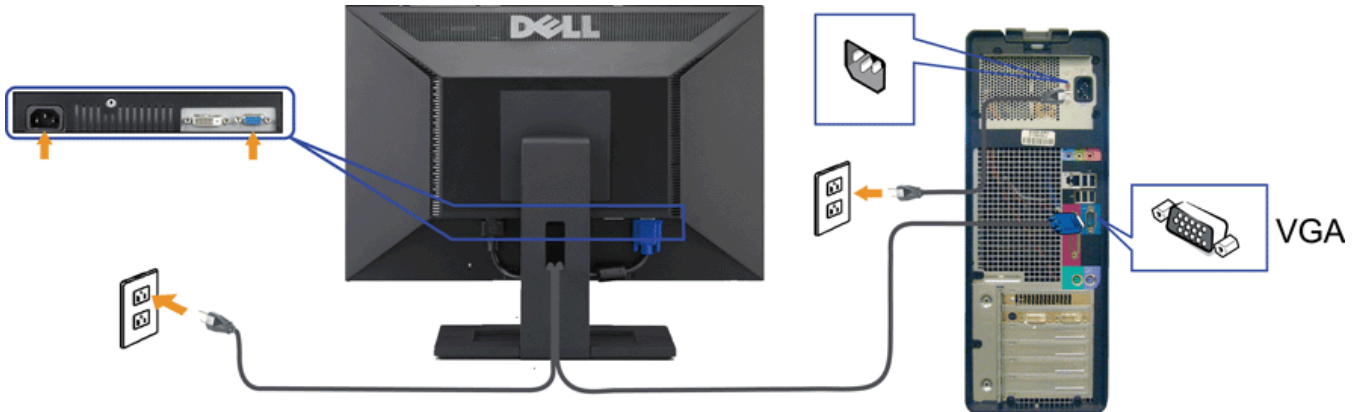
//:

1. .
2. (DVI-D) (VGA)

DVI



VGA




()

O



➔ **NOTICE:** Do not use with any device other than Dell Soundbar.

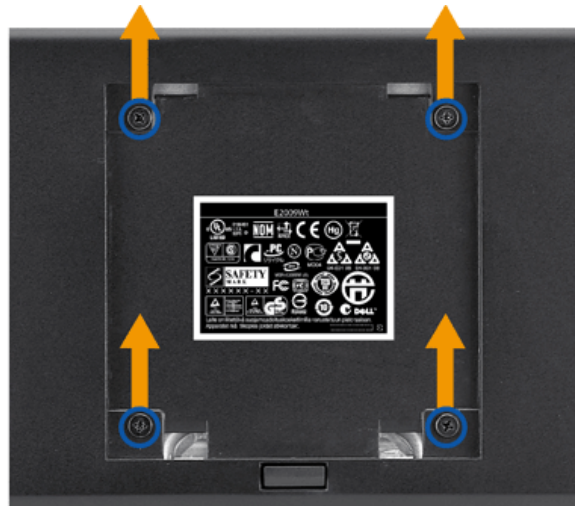
- 1.
- 2.
3. Soundbar
- 4.
- 5.

 : LCD .



1. .
2. .


Wall Mounting (Optional)



(: M4 x 10 .)

VESA


- 1.
- 2.
- 3.
4. LCD
5. LCD




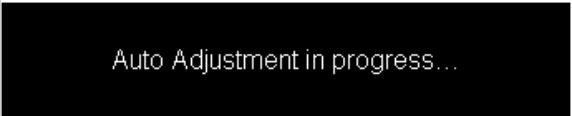
 : UL(UL) / 4.36 .











Dell™ E2009W/E2209W

-
- [_OSD](#)
-
- [_0](#)
- [_](#)


OSD



| | | |
|---|--|--|
| | | |
| A |  OSD | (OSD) OSD . |
| B |  / | "/" |
| C |  / | / :  : : (VGA) |
| D | | OSD : |

| | | |
|---|--|---|
| |  <p>OK /</p> | <ul style="list-style-type: none"> • VGA input • DVI-D input <p>VGA DVI VGA DVI , 1 2</p> <div style="display: flex; justify-content: space-around;"> <div style="background-color: black; color: white; padding: 10px; border-radius: 5px;"> <p>1. Auto Detect (Analog) </p> </div> <div style="background-color: black; color: white; padding: 10px; border-radius: 5px;"> <p>1. Auto Detect (Digital) </p> </div> </div> <div style="display: flex; justify-content: space-around; margin-top: 10px;"> <div style="background-color: black; color: white; padding: 10px; border-radius: 5px;"> <p>2. Analog Input </p> </div> <div style="background-color: black; color: white; padding: 10px; border-radius: 5px;"> <p>3. Digital Input </p> </div> </div> <p>VGA DVI-D VGA DVI-D</p> <div style="display: flex; justify-content: space-around; margin-top: 10px;"> <div style="background-color: black; color: white; padding: 10px; border-radius: 5px;"> <p style="text-align: center;">DELL E2X09W</p>  <p style="text-align: center;">No VGA Cable</p>  </div> <div style="background-color: black; color: white; padding: 10px; border-radius: 5px;"> <p style="text-align: center;">DELL E2X09W</p>  <p style="text-align: center;">No DVI-D Cable</p>  </div> </div> |
| E |  <p>O</p> | <p>LED DPMS</p> |


(OSD)


 : OSD OSD
1. OSD

(VGA)



(DVI-D)



 : (VGA)

2.  

3. 

4.  

5.  

6. OSD



& /

Menu DELL E2X09W

- Brightness/Contrast**
 - Brightness ▶ 50
 - Contrast ▶ 50
- Auto Adjust
- Input Source
- Color Settings
- Display Settings
- Other Settings

Resolution: 1680x1050 @ 60Hz



(0 ~ 100)

(0 ~ 100)

OSD



Auto Adjustment in progress...

:
: (VGA)



INPUT SOURCE

Use the INPUT SOURCE menu to select between different video signals that may be connected to your monitor.

The screenshot shows the OSD menu for a DELL E2X09W monitor. The menu is divided into two columns. The left column lists settings: Brightness & Contrast, Auto Adjust, Input Source (highlighted in yellow), Color Settings, Display Settings, and Other Settings. The right column shows the selected input source: Auto Select, with options for VGA and DVI - D. At the bottom, it displays the resolution: Resolution: 1680x1050 @ 60Hz.



VGA

VGA (VGA) VGA



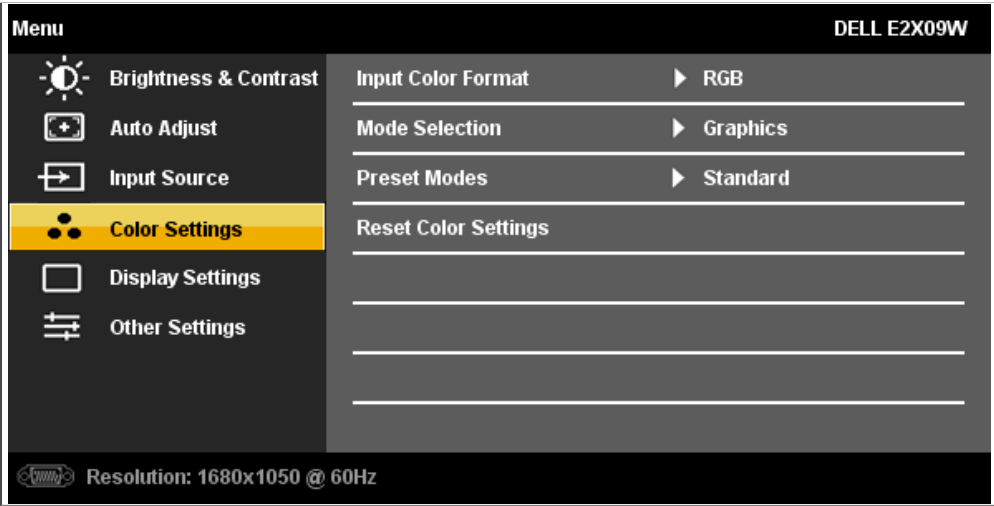
DVI-D

DVI-D (DVI) DVI

OSD

VGA/DVI-D





- RGB: HDMI HDMI DVI
- YPbPr: YPbPr

- :
- :

- :
- :
- :
- : /
- :
- :
- (R, G, B):

- :
- :
- :
- :

- '0' '100'
-
-

⏮ ⏪ '0' '100'
⏩ ⏭
⏮
⏭
⏩
⏭
⏩

📄 OSD



VGA input

| Menu | | DELL E2X09W | |
|------|-------------------------|------------------------|------|
| ☀️ | Brightness & Contrast | Horizontal Position | ▶ 50 |
| ⊕ | Auto Adjust | Vertical Position | ▶ 50 |
| ➡ | Input Source | Sharpness | ▶ 50 |
| ⋯ | Color Settings | Pixel Clock | ▶ 50 |
| 📄 | Display Settings | Phase | ▶ 50 |
| ⚙️ | Other Settings | Reset Display Settings | |

Resolution: 1680x1050 @ 60Hz

DVI-D input

| Menu | | DELL E2X09W | |
|------|-----------------------|------------------------|------|
| ☀️ | Brightness & Contrast | Horizontal Position | ▶ 50 |
| ⊕ | Auto Adjust | Vertical Position | ▶ 50 |
| ➡ | Input Source | Sharpness | ▶ 50 |
| ⋯ | Color Settings | Pixel Clock | ▶ 50 |
| 📄 | Display Settings | Phase | ▶ 50 |
| ⚙️ | Other Settings | Reset Display Settings | |

Resolution: 1680x1050 @ 60Hz

| | |
|--|-----------------------------|
| | |
| | '0' (-) '100' (+) : DVI, |
| | '0' (-) '100' (+) : DVI, |
| | '0' '100' |
| | OSD "" |
| | () () : "VGA" |

OSD



Menu DELL E2X09W

| | |
|----------------------------------|---|
| Brightness & Contrast | Language ▶ English |
| Auto Adjust | Menu Transparency ▶ 20 |
| Input Source | Menu Timer ▶ 30 |
| Color Settings | Menu Lock ▶ Unlock |
| Display Settings | DDC/CI ▶ Enable |
| Other Settings | LCD Conditioning ▶ Disable |
| | Factory Reset Reset All Settings |

Resolution: 1680x1050 @ 60Hz

| | |
|--|--------------------|
| | |
| | OSD () |
| | OSD |
| | OSD: OSD 1 5 60 |
| | 'Lock' |
| | : OSD OSD OSD |

DDC/CI DDC/CI (Display Data Channel/Command Interface) (, , PC
:

DDC/CI

:

WARNING MESSAGE

DELL E2X09W

The function of adjusting display setting using PC application will be disabled.

Do you wish to disable DDC/CI function?

No

Yes

LCD

LCD LCD LCD

: LCD

"" LCD

WARNING MESSAGE

DELL E2X09W

The feature will help reduce minor cases of image retention. Depending on the degree of retention, the program may take some time to run.

Do you wish to continue?

No

Yes

LCD Conditioning is currently in progress. Press any button on the monitor to terminate LCD Conditioning at any time.

: LCD

OSD

WARNING MESSAGE

DELL E2X09W

Are you sure you want to reset to default settings?

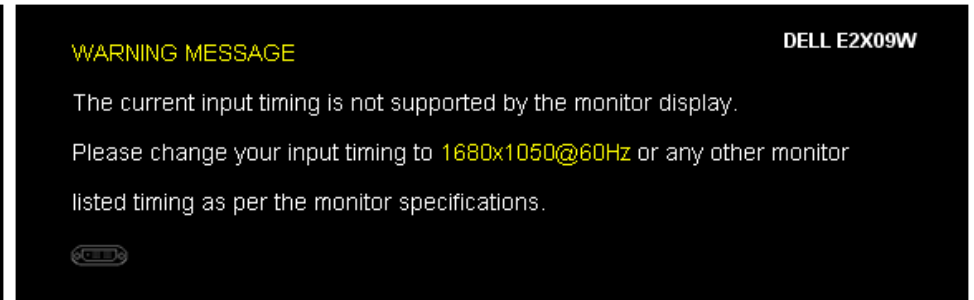
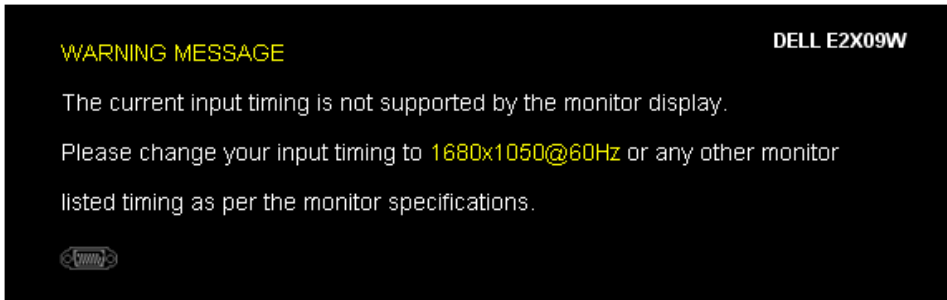
No

Yes




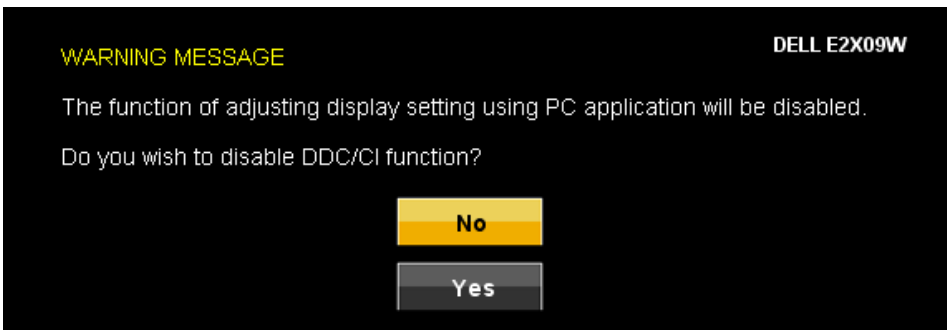
OSD

OSD



1680 X 1050.

DDC/CI



OSD

VGA DVI-D input VGA DVI-D



1. **Properties**
2. **Settings**
3. 1680 x 1050
- 4.

- :
- support.dell.com
- ():
-
-

O



1. /
- 2.
- 3.



Dell™ E2009W/E2209W



(STFC)

:

- 1.
2. () ()
- 3.

() LED



- 4.
- 5.



:

1. ()
- 2.
3. 2
- 4.
- 5.
- 6.
7. 5 6



| | | |
|-------|--|---|
| | | |
| / LED | | <ul style="list-style-type: none"> • • • |

| | | |
|-------|-----|--|
| / LED | | <ul style="list-style-type: none"> • & • • • |
| | | <ul style="list-style-type: none"> • OSD • OSD • Eliminate video extension cables. • • (16:10). |
| / | | <ul style="list-style-type: none"> • OSD • OSD • • • |
| | LCD | <ul style="list-style-type: none"> • • LCD • |
| | LCD | <ul style="list-style-type: none"> • • LCD • |
| | | <ul style="list-style-type: none"> • • OSD • - OSD |
| / | | <ul style="list-style-type: none"> • • OSD • - OSD. <p>: '2: DVI-D' .</p> |
| / | | <ul style="list-style-type: none"> • • OSD • OSD • • • <p>: '2: DVI-D'</p> |
| | | <ul style="list-style-type: none"> • • OSD • OSD • • • |
| | | <ul style="list-style-type: none"> • Dell . |
| | | <ul style="list-style-type: none"> • • • |

| | | |
|---|--|---|
| | | |
| | | <ul style="list-style-type: none"> • • • .. |
| | | <ul style="list-style-type: none"> • OSD • OSD R/G/B OSD • PC RGB YPbPr OSD • |
| Image retention from a static image left on the monitor for a long period of time | | <ul style="list-style-type: none"> • . . . () . • |

| | | |
|--|-----|--|
| | | |
| | | <ul style="list-style-type: none"> • OSD • |
| | OSD | <ul style="list-style-type: none"> • |
| | | <ul style="list-style-type: none"> • () DVD |

 : DVI-D,

Dell™ E2009W/E2209W

-
- [FCC \(\)](#)
-

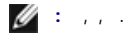


F .

FCC ()

FCC http://www.dell.com/regulatory_compliance

, 800-WWW-DELL (800-999-3355)



- :
1. support.dell.com.
 2. / .
 3. .
 4. .
 5. .